

NetSuite 2023.1 Release Notes

Release Preview Draft
 Revision Date: January 16, 2023
 PDF File Version: v1



Important: This document summarizes the changes to NetSuite between 2023.1 and the previous release.

These release notes are subject to change every week.

The 2023.1 enhancements and changes listed in this document are not available to customers until they are upgraded to NetSuite 2023.1. Please check the version number at the bottom of your Home page if you are unsure which NetSuite version you are using. The features and SuiteApps described here may not be available in your NetSuite account. Your access to these features and SuiteApps is subject to the terms of service in your NetSuite contract. Some features may require extra purchase.

Click the following links for details about product changes:

NetSuite

NetSuite · Accounting

- [Advanced Revenue Management Period Close Checklist Tasks Enhancements](#)
- [Enhancements to Carve In/Carve Out Adjustment Journal Entries](#)
- [Expense Commitments and Budget Validation Enhancements](#)
- [Brazil Localization](#)
- [Country-Specific Reports Hierarchical View of Accounts](#)
- [Indirect Cost Allocation for Grants SuiteApp Now Available](#)
- [Country-Specific Address Forms Enhancements](#)

NetSuite · Account Setup and Maintenance

- [Personal Information Removal Enhancements for Addresses](#)
- [Storage Info tab removed from NetSuite Account Center](#)
- [Rescheduling Support for Sandbox Upgrades and Development Account Moves to OCI](#)
- [Subscribe to a Specific Data Center from the NetSuite Status Page](#)
- [Scheduled Scripts No Longer Run Automatically in Sandbox After a Refresh](#)

NetSuite · Authentication

- [End of Support for HMAC-SHA1 Signature Method for TBA](#)
- [End of Support for New SMS/Voice Call Setup for Two-Factor Authentication \(2FA\)](#)

- [Outbound Single Sign-on \(SuiteSignOn\) End of Support Targeted for NetSuite 2024.2](#)

NetSuite · [Banking](#)

- [Transaction Type Mapping to Payer/Payee Field in CAMT.053 Parser](#)

NetSuite · [Globalization](#)

- [Changes to Turkey Country Name](#)

NetSuite · [Inventory Management](#)

- [Warehouse Management Enhancements](#)
- [SCM Mobile Enhancements](#)
- [Smart Count Enhancements](#)
- [Item 360 Dashboard](#)

NetSuite · [Manufacturing](#)

- [Manufacturing Mobile Stand Alone Assembly Build Reporting](#)

NetSuite · [Order Management](#)

- [Subscription Management: Uplift Percentage at Renewal](#)
- [Subscription Setup: Minimum Amount and Maximum Amount Fields Added to the Price Plan Record](#)
- [Electronic Bank Payments Enhancements](#)
- [Electronic Invoicing Enhancements](#)
- [NetSuite Ship Central Now Available](#)
- [Philippines Invoicing Printing Preferences and Templates Enhancements](#)
- [Singapore Localization Now Available in the SuiteApp Marketplace](#)

NetSuite · [Projects](#)

- [Project Status Enhancements](#)
- [Percent Complete Override Enhancements](#)

NetSuite · [SuiteAnalytics](#)

- [Enhancements to Cached Data Documentation](#)
- [Filters Available in the Analytics Portlet](#)
- [Changes to SuiteQL Builtin.Hierarchy\(\) Function](#)
- [Accessibility of Measure-Related Functions in Workbook Visualizations](#)

NetSuite · SuiteApp Distribution

- Bundle Support During Release Phasing
- Increased Performance for Managed Bundle Upgrades

NetSuite · SuiteBuilder – Customization

- Updated CKEditor for Advanced PDF/HTML Templates

NetSuite · SuiteCloud SDK

- 2023.1 SuiteCloud Extension for Visual Studio Code Is Not Yet Available
- 2023.1 SuiteCloud CLI for Node.js Is Not Yet Available
- 2023.1 SuiteCloud IDE Plug-in for WebStorm Is Not Yet Available
- 2023.1 SuiteCloud CLI for Java Is Not Yet Available

NetSuite · SuiteScript

- 2023.1 SuiteScript Records Browser

NetSuite · SuiteTalk Web Services Integration

- Fully Supported Record Types for REST Web Services in 2023.1
- SOAP Web Services Version 2023.1
- Araxis Merge Diff File for the 2023.1 Endpoint
- 2023.1 SOAP Schema Browser

NetSuite · Taxation

- SuiteTax
 - Nexus-Level Tax Exemption
 - Brazil Reports
 - LATAM File Builder
 - SuiteTax Latam Engine
 - SuiteTax Latam Engine - Brazil Records
 - SuiteTax Latam Engine - Colombia Records
- Legacy Tax
 - International Tax Reports Enhancements
 - Germany Annual VAT Return Form and XML 2022 Update
 - Generic Intrastat Dispatch Report Update 2022
 - Finland Intrastat Dispatch Report Update 2022
 - Singapore 2023 and 2024 Tax Code Provisioning

- Indonesia Tax Code Provisioning Update for 2022
- International Tax Reports Issue Fixes
 - International Tax Reports 3.124.0 Issue Fixes
- Portugal Invoice Certification Enhancements
- Portugal SAF-T Enhancements

NetSuite · User Interface

- Global Search Enhancements
- CKEditor Library Update
- New Preference to Display Inline Editor Sublist Tooltip

Commerce

Commerce · Commerce Sales and Marketing

- Intelligent Recommendations Available to Enable in all Accounts
- New Intelligent Recommendation Types: Buy Again and Alternative Items
- Intelligent Recommendations Available on Opportunity Records

Commerce · SC/SCMA/SCA — SuiteCommerce Solutions

The 2023.1 release of SuiteCommerce, SuiteCommerce MyAccount, and SuiteCommerce Advanced will be available in a future release. For the current release notes for these solutions, see the help topic 2022.2 Release of SuiteCommerce, SuiteCommerce MyAccount, and SuiteCommerce Advanced.

Commerce · SuiteCommerce InStore

- Release Summary

SuiteApps

SuiteApps · SuiteApps (Bundles) Released by NetSuite

- Accounting SuiteApps
- Banking SuiteApps
- Inventory Management SuiteApps
- Localization SuiteApps
- Manufacturing SuiteApps
- Order Management SuiteApps

- [Taxation SuiteApps](#)

Accounting

NetSuite 2023.1 includes the following enhancements to accounting features:

- [Advanced Revenue Management Period Close Checklist Tasks Enhancements](#)
- [Country-Specific Address Forms Enhancements](#)
- [Enhancements to Carve In/Carve Out Adjustment Journal Entries](#)
- [Expense Commitments and Budget Validation Enhancements](#)
- [Brazil Localization](#)
- [Country-Specific Reports Hierarchical View of Accounts](#)
- [Indirect Cost Allocation for Grants SuiteApp Now Available](#)

Advanced Revenue Management Period Close Checklist Tasks Enhancements

The Period Close Checklist now contains two new tasks:

- **Recognize Revenue** - This task enables you to create revenue recognition journal entries.
- **Reclassify Revenue** - This task enables you to create revenue reclassification journal entries.

You can mark both tasks as complete if you do not want to run these processes.

When using the Period Close Checklist, accounts receivable and accounts payable must be locked before recognizing and reclassifying revenue. When accounts receivable and accounts payable are locked, the revenue recognition and revenue reclassification journal entries are posted to the same period you are closing. To access the Period Close Checklist, go to Setup > Accounting > Manage G/L > Manage Accounting Periods. For information about completing Period Close Checklist tasks, see the help topic [Using the Period Close Checklist](#).

The Advanced Revenue Management (Essentials) feature must be enabled to see the revenue recognition and revenue reclassification tasks in your Period Close Checklist. For more information, see the help topic [Enabling the Advanced Revenue Management \(Essentials\) Feature](#).

The **Edit** or **Full** level of the Manage Accounting Periods permission is required to set up, edit, lock transactions for period close, or reopen periods. For more information about permissions, see the help topic [Accounting Period Management](#).

You can run the revenue recognition and revenue reclassification processes at any time. You should run these processes at the end of the period. For more information, see the help topics [Revenue Recognition Journal Entries](#) and [Reclassification of Deferred Revenue](#).

Enhancements to Carve In/Carve Out Adjustment Journal Entries

This release includes enhancements to how NetSuite handles revenue arrangements when the carve in/carve out adjustment for the reclassification process exceeds 1,000 lines. Previously, when the reclassification process exceeded 1,000 journal entry lines, NetSuite split a single revenue arrangement across multiple carve in/carve out adjustment journals. Now, NetSuite does not split a single revenue

arrangement across multiple carve in/carve out adjustment journals. This enhancement makes the carve in/carve out adjustment journals more readable.

Line limitations on reclassification journal entries have not changed. When a journal entry for the reclassification process exceeds 1,000 lines, multiple reclassification journal entries are created. For more information about line limitations on reclassification journal entries, see the help topic [Creating Reclassification Journal Entries](#).

For more information about carve in/carve out adjustments, see the help topic [Carve In/Carve Out Adjustment](#).

Account Setup and Maintenance


NetSuite 2023.1 includes the following enhancements to account setup and maintenance features:

- [Personal Information Removal Enhancements for Addresses](#)
- [Storage Info tab removed from NetSuite Account Center](#)
- [Rescheduling Support for Sandbox Upgrades and Development Account Moves to OCI](#)
- [Subscribe to a Specific Data Center from the NetSuite Status Page](#)
- [Scheduled Scripts No Longer Run Automatically in Sandbox After a Refresh](#)

Personal Information Removal Enhancements for Addresses

To streamline the process of Personal Information (PI) Removal for addresses and to comply with the General Data Protection Regulation (GDPR), the California Consumer Privacy Act (CCPA), and other regulations, the following enhancements are available in the PI Removal feature:

- Previously, to anonymize information about addresses, you had to select multiple fields: Shipping Address Country, Override, Shipping Address State, Shipping Address Zip Code, Shipping Address is Residential, Billing Address is Residential, Ship To, Shipping Address, Vendor, and Billing Address. Now, to select all of the corresponding address fields, you can select the Shipping Address and Billing Address fields. To remove personal information from an address, select the field for each address type.

 **Note:** If you copy PI removal requests, edit your requests to remove unavailable fields. Also, if you have a script that uses a removed address field, you must adjust the script to use the correct field (for example, Billing Address or Shipping Address).

- You can no longer create PI removal requests for address fields that are needed for tax and shipping calculations, such as Country, Subdivision, Postal Code, and City. These fields do not contain any personal information, but your company may need them for future financial audits.
- You can now create PI removal requests for addresses used in transactions from closed accounting periods.

For more information about the PI Removal feature, see the help topic [Personal Information \(PI\) Removal](#).

Storage Info tab removed from NetSuite Account Center

The Storage Info page has been removed from the NetSuite UI because Total Storage is no longer used as a metric for your Service Tier usage.

ORACLE NETSUITE

Privacy Compliance Multi Language Support SuiteIdeas **Storage Info**

Storage Info

See a summary of storage usage for your account below. Data storage is further broken out by record type.

Current Storage Usage as of 5/1/2022

Storage Type	Free Limit	Used	% Used
File Storage	10 (GB)	0.0 (GB)	0%
Data Storage	10 (GB)	0 (GB)	0%

Data Storage Usage Details

Record Type	Storage	% of Used Data Storage
Customers/Prospects/Leads	0 (GB)	0%
Transactions	0 (GB)	0%
Custom Records	0 (GB)	0%

Instead, users with the Administrator role or System Administrator role can check the File Cabinet storage size or the number of monthly transaction lines the account uses. To check these metrics, go to Setup > Company > View Billing Information.

If you have bookmarked the Storage Info page, you will be redirected to the Billing Information page.

For more information, see the help topic NetSuite Service Tiers.

Rescheduling Support for Sandbox Upgrades and Development Account Moves to OCI

Customer-Scheduled Maintenance supports rescheduling for NetSuite Version Upgrade on all sandbox accounts. It also now supports all development account moves to data centers built on OCI.

Remember, if you want to reschedule maintenance for your sandbox or development accounts, you will need to log in to those accounts and visit the Customer-Scheduled Maintenance page in those accounts.

Subscribe to a Specific Data Center from the NetSuite Status Page

To receive email or phone updates that are published to the status page for your specific data center, click Subscribe to Updates and select the data center for which you want to receive incident reports.

Note: To find your data center, go to Setup > Company > Company Information. For more information, see the help topic Enter Basic Company Information.

Scheduled Scripts No Longer Run Automatically in Sandbox After a Refresh

Scheduled scripts are account-specific. Scheduled scripts configured in production will no longer run automatically in a sandbox account after a refresh. Instead, scheduled scripts can be set up separately in a sandbox account.

For more information, see the help topic Features Available for Testing in a Sandbox.

Authentication

NetSuite 2023.1 includes the following enhancements to authentication features:

- [End of Support for HMAC-SHA1 Signature Method for TBA](#)
- [End of Support for New SMS/Voice Call Setup for Two-Factor Authentication \(2FA\)](#)
- [Outbound Single Sign-on \(SuiteSignOn\) End of Support Targeted for NetSuite 2024.2](#)

End of Support for HMAC-SHA1 Signature Method for TBA

The end of support for the HMAC-SHA1 signature method for the Token-based Authentication (TBA) feature is targeted for NetSuite 2023.1. You should update your integrations to use HMAC-SHA256 as soon as possible.

As of NetSuite 2023.1, any integrations using the TBA feature with HMAC-SHA1 as a signature method will stop working. The end of support and the request to change the signature method to HMAC-SHA256 also applies to third-party integrations.

Before the end of support, you must update your authorization header to use HMAC-SHA256. To update the authorization header, change the values of the `oauth_signature_method` parameter and the `oauth_signature` parameter to HMAC-SHA256.

For more information, see the following help topics:

- [Example OAuth Header](#)
- [The Authorization Headers](#)
- [The Signature for Web Services and RESTlets](#)



Important: If you are using a library for signing, verify that the library supports HMAC-SHA256, and if needed, update to a library with HMAC-SHA256 support.

End of Support for New SMS/Voice Call Setup for Two-Factor Authentication (2FA)

As of **March 1, 2023**, the 2FA setup using SMS/Voice Call will no longer be available. This change will not affect already existing 2FA setups.

If you need to set up 2FA in your account after **March 1, 2023**, you will be able to use only an authenticator app. The option to generate backup codes is not affected by this change. The SMS/Voice Call option is not available as a secondary option for 2FA either.

End of support for SMS/Voice Call is the first step in a process of transforming 2FA to more secure authentication method.

SMS/Voice Call can be easily intercepted and breached. Also, the SMS service provider may have outage, your own phone service may have problems, as well, and your phone may be out of signal. The authenticator app is free from all these potential risks.

Outbound Single Sign-on (SuiteSignOn) End of Support Targeted for NetSuite 2024.2

The plan is to end support the SuiteSignOn feature for non-production account in NetSuite 2024.1, and for production accounts in NetSuite 2024.2.

There will be multiple test windows and PFC notifications to prepare you for the transition before NetSuite 2024.2.

As an alternative to SuiteSignOn, you can use the NetSuite as OIDC Provider feature. For more information, see the help topic [NetSuite as OIDC Provider](#).

Banking

NetSuite 2023.1 includes the following enhancements to banking features:

- [Transaction Type Mapping to Payer/Payee Field in CAMT.053 Parser](#)

Commerce

NetSuite 2023.1 includes the following enhancements to Commerce features:

- [Commerce Sales and Marketing](#)
- [SC/SCMA/SCA — SuiteCommerce Solutions](#)
- [SuiteCommerce InStore](#)

Commerce Sales and Marketing

NetSuite 2023.1 includes the following enhancements to Commerce sales and marketing features:

- [Commerce Marketing](#)
 - [Intelligent Recommendations Available to Enable in all Accounts](#)
 - [New Intelligent Recommendation Types: Buy Again and Alternative Items](#)
 - [Intelligent Recommendations Available on Opportunity Records](#)

Commerce Marketing

Intelligent Recommendations Available to Enable in all Accounts

The Intelligent Item Recommendations feature uses artificial intelligence algorithms to calculate and display product recommendations to sales representatives and web store shoppers. From 2023.1, this feature can be enabled in all NetSuite accounts that have the Customer Relationship Management or Website features enabled.

For more information about enabling the Intelligent Item Recommendations feature, see the help topic [Enable Intelligent Item Recommendations](#).

You can check what types of recommendations are available in your account on the Recommendation Availability screen, which you can access at [Commerce > Marketing > Intelligent Recommendations > Recommendation Availability](#).

The recommendation types available in a subsidiary or website depend upon the number of inventory items and the number of transactions in the past 12 months. For more information about eligibility criteria, see the help topic [Account Requirements for Intelligent Item Recommendations](#).

New Intelligent Recommendation Types: Buy Again and Alternative Items

Two new intelligent recommendation types are now available in NetSuite. These are:

- **Buy Again** – these are specific to each customer and are based on whether items are bought regularly by the customer. If a customer bought an item only one time, recommendations are based on whether the item is bought regularly by other customers. For example, if other customers buy printer paper every week, the Buy Again recommendation may recommend printer paper for a customer, a week after they have bought it for the first time.

Buy Again recommendations are available on sales orders, estimates, and opportunity records, as well as SuiteCommerce websites.

- **Alternative Items** – these are specific to an item already selected and show intelligent recommendations of alternatives to the item based on similarity of item name, description, and category. For example, if a website shopper adds small green shirts to an order, and then realizes there aren't enough shirts in stock, the Alternative Items recommendation might recommend large green shirts or small red shirts.

Alternative Product recommendations are available on sales orders, estimates, and opportunity records, as well as SuiteCommerce websites.

For more information about adding Buy Again and Alternative Items recommendations to opportunity records, see the help topic [Add Recommended Items to Sales Orders, Estimates, and Opportunities](#).

For more information about the Intelligent Recommendations feature, see the help topic [Intelligent Recommendations](#).

Intelligent Recommendations Available on Opportunity Records

From 2023.1, sales representatives can view and choose from intelligent item recommendations as they create opportunity records for prospects or customers. This is in addition to the ability to use these recommendations on the sales order and estimate records, which has been available since 2022.1.

The artificial intelligence algorithms that calculate the recommendations use data such as:

- what the customer bought in the past
- what other customers with similar transaction history bought in the past
- what other items were bought by customers who bought a specific item
- items in the same account that have similar names, descriptions, and categories

When the Intelligent Recommendations feature is enabled, an **Intelligent Recommendations** button appears on opportunity records. After sales representatives have selected the customer or prospect, they can click Intelligent Recommendations to view intelligent recommendations. They can also add one or more items to the opportunity before they click the button.

The items recommended apply to the specific combination of customer and items selected. A different combination results in different recommendations. Because the machine learning algorithms continuously process and learn from the transaction data, the recommendations that are shown change and improve over time.

For more information about adding intelligent recommendations to opportunity records, see the help topic [Add Recommended Items to Sales Orders, Estimates, and Opportunities](#).

For more information about the Intelligent Recommendations feature, see the help topic [Intelligent Recommendations](#).

SC/SCMA/SCA — SuiteCommerce Solutions

The 2023.1 release of SuiteCommerce, SuiteCommerce MyAccount, and SuiteCommerce Advanced will be available in a future release. For information about the current release, see the help topic 2022.2 Release of SuiteCommerce, SuiteCommerce MyAccount, and SuiteCommerce Advanced.



Important: Commerce Themes and Extensions are only available if they are provisioned and set up in your account.

Commerce Themes

Complete release notes on the latest themes for your SuiteCommerce and SuiteCommerce Advanced site are available here: [Commerce Themes Release Notes](#).

Commerce Extensions

Complete release notes on the latest extensions for your SuiteCommerce, SuiteCommerce MyAccount, and SuiteCommerce Advanced site are available here: [Commerce Extensions Release Notes](#).

SuiteCommerce InStore

SuiteCommerce InStore (SCIS) uses a phased release process to distribute managed-bundle upgrades. Each phase consists of a different group of customers who receives the latest SCIS release. Administrators set up for customers within a phased group receive an email notification listing when their upgrade will occur.



Note: Contact your account representative or Customer Support if you have questions about the availability of SCIS 2023.1.

Release Summary

The SCIS 2023.1 release provides updates that affect behind-the-scenes processing in NetSuite. The release has no functional changes that are visible at the point-of-sale.

Globalization

NetSuite 2023.1 includes the following enhancements to internationalization features:

Changes to Turkey Country Name

Türkiye has replaced the country name of Turkey. The default short name on the Countries page is Türkiye.

The new name of Türkiye is reflected in any existing records, transactions, tax reports, and subsidiaries in your account. Text type fields representing the country of Turkey in your account, such as address fields, require manual changes. You should make these changes in any records with text type fields where the country name is Turkey (for example, any open transactions that include shipping or billing addresses). These changes should be made for all channels where the name of Turkey is hardcoded, including NetSuite UI, scripts, workflows, and integrations.

Inventory Management

NetSuite 2023.1 includes the following enhancements to inventory management features:

- [Warehouse Management Enhancements](#)
- [SCM Mobile Enhancements](#)
- [Smart Count Enhancements](#)
- [Item 360 Dashboard](#)

Warehouse Management Enhancements

NetSuite 2023.1 includes the following Warehouse Management enhancements:



Important: Use of this feature requires that you install the SCM Mobile and Oracle NetSuite WMS SuiteApps. For more information, see the help topic [NetSuite WMS Setup](#).

- [Ability to Release Multilevel Kit Items in a Wave](#)
- [Bin Handling During Order Picking](#)
- [Updates to Warehouse Management Records](#)
- [HIBC Formats for Item Bar Code Scanning](#)

Ability to Release Multilevel Kit Items in a Wave

Waves now support kits with kit components. You can add orders for these items to a wave and release them for picking in your warehouse. For more information about items that you can release in waves, see the help topic [Releasing Orders to the Warehouse](#).

Bin Handling During Order Picking

When you activate the new **Enable bin reporting and blocking** rule, you can block bins that you cannot pick from. For each item that you pick, you can report bins with the reason for blocking, like empty bin or bin used for damaged items. The mobile app removes them from the list of bins that you can pick from for a particular item.

On the NetSuite UI, you can set up email notification when you block a bin. You can also review all the blocked bins per item and choose the ones you want to unblock. If you use the Smart Count app, you can perform a spot count for the blocked bin before you unblock it.

For more information, see the help topic [System Rules for NetSuite WMS or Picking Orders](#).

Updates to Warehouse Management Records

Note the updates to the following Warehouse Management records:

- **Lot or serial number on labels for printing** – You can print labels that show the lot or serial number of an item. NetSuite provides the following new label templates:
 - [WMS Item Label with Lot or Serial](#)
 - [WMS Pallet Label with Lot or Serial](#)

To set up a label for printing, assign it to a new print report type. Then, associate the report type with the mobile process from which you print item or pallet labels. For more information, see the help topic [Standard Labels for Mobile Printing or Configuring or Creating Print Report Types](#).

- **Automatic status update for open pick tasks** – NetSuite WMS can now automatically set pick task lines to Done status. After you stage a partially picked item on the mobile app, it automatically updates the status of associated pick task lines. .

To set up, you can activate the new **Automatically mark partial picks as Done** rule for order picking. For more information, see the help topic [Picking Orders](#)

HIBC Formats for Item Bar Code Scanning

For supported inbound and outbound mobile processes, you can now scan the following HIBC bar code formats:

- Code 128
- Data Matrix

When you scan an item bar code in any of these formats, the mobile app displays or stores its data. For more information and setup instructions, see the help topic [Bar Code Setup for NetSuite WMS](#).

Manufacturing

NetSuite 2023.1 includes the following enhancements to Manufacturing features:

- [Manufacturing Mobile Stand Alone Assembly Build Reporting](#)

Order Management

NetSuite 2023.1 includes the following enhancements to order management features:

- [Subscription Management: Uplift Percentage at Renewal](#)
- [Subscription Setup: Minimum Amount and Maximum Amount Fields Added to the Price Plan Record](#)
- [Electronic Bank Payments Enhancements](#)
- [Electronic Invoicing Enhancements](#)
- [NetSuite Ship Central Now Available](#)
- [Philippines Invoicing Printing Preferences and Templates Enhancements](#)
- [Singapore Localization Now Available in the SuiteApp Marketplace](#)

Subscription Management: Uplift Percentage at Renewal

SuiteBilling users have a new global Invoicing preference, Define Percentage Uplift for Subscription Lines. When you select this preference, NetSuite automatically applies percentage price increases to a customer's renewal pricing.

On the Renewal tab of the subscription plan, SuiteBilling users can now define the default percentage of renewal uplift. The default value acts as a template for the default renewal settings when a new subscription is created. You can now define the percentage uplift to apply to renewal subscription lines on the original subscription. When the subscription renewal is created, the price plans are automatically updated.

For more information, see the help topic [Renewing a Subscription](#).

Subscription Setup: Minimum Amount and Maximum Amount Fields Added to the Price Plan Record

SuiteBilling users can use the new Minimum Amount and Maximum Amount fields on the Price Plan record to set an overall minimum and maximum per charge period. If the value computed through the tier setup is below your minimum or above your maximum then these values will be utilized instead. This feature offers flexibility to set an overall minimum and maximum value that will be charged to the customers, but allows the tier structures to be calculated separately.

Only when Advanced Subscription is enabled, the following optional new fields are added to the Price Plan record:

- Minimum Amount
- Maximum Amount

These fields are visible in all channels.

For more information, see [Subscription Setup: Minimum Amount and Maximum Amount Fields Added to the Price Plan Record](#).

Projects

NetSuite 2023.1 includes the following enhancements to Projects features:

- [Project Status Enhancements](#)
- [Percent Complete Override Enhancements](#)

Project Status Enhancements

When using Charged-Based Billing and Project Revenue Recognition, you can now customize which actions are triggered by the status of your projects. These triggers are also available for custom statuses.

- **Create Actual Charges During Midnight Run** – This box is available when using Charge-Based Billing. Check it to indicate that for projects with this status, actual charges should be created during the midnight run. For the In Progress project status, this box is checked by default.
- **Create Forecast Charges During Midnight Run** – This box is available when using Charge-Based Billing. Check it to indicate that for projects with this status, forecast charges should be created during the midnight run. For the In Progress project status, this box is checked by default.
- **Completely Billed** – This box is available when using Project Revenue Recognition. Check the box to show the **Completely Billed** button at the top of a project record set to this status. Click this button to begin the project revenue reconciliation process. For the Closed project status, this box is checked by default.

For more information, see the help topics [Charge-Based Project Billing](#) and [Project Revenue Recognition](#).

Percent Complete Override Enhancements

On project records, the Percent Complete Override subtab now shows the following additional information:

- **Calculated Percent Complete** – This is the system calculated percent complete of the project for the accounting period in row.
- **Period Status** – This shows the current status of the accounting period for each row. The status can be either Open, Locked, or Closed.
- **Revenue Recognition Plans** – This shows the total amount from actual revenue plans for the project.

This information enables project managers to see the system calculations when entering percent complete overrides for ongoing projects. Previously, the Percent Complete Override subtab only listed the override values.

In addition, a new preference is available on project status records to enable automatic percent complete recalculation. Check the Percent Complete Automatic Recalculation box to prompt NetSuite to recalculate the percent complete every eight hours for projects with this status. For the In Progress project status, this box is checked by default.

You can also manually trigger a percent complete override recalculation from the Actions menu at the top of project records.

For more information, see the help topic [Using the Percent Complete Override Subtab](#).

SuiteAnalytics

NetSuite 2023.1 includes the following enhancements to SuiteAnalytics:

- [Enhancements to Cached Data Documentation](#)
- [Filters Available in the Analytics Portlet](#)
- [Changes to SuiteQL Builtin.Hierarchy\(\) Function](#)
- [Accessibility of Measure-Related Functions in Workbook Visualizations](#)

Enhancements to Cached Data Documentation

When you enable Cached Response mode for your datasets and workbooks, the associated datasets, workbooks, and Analytics portlets display cached data. However, some changes to a dataset require loading real-time data, even if Cached Response mode is enabled. The cached data documentation now describes which changes require loading real-time data and how you can work with cached data in these cases.

For more information, see the help topic [Working with Cached Response Mode](#).

Filters Available in the Analytics Portlet

Previously, you could not modify filters on the Analytics portlets added to your personalized dashboard. Now, you can filter the data shown in your Analytics portlets, as well as modify filters applied from the Workbook UI.

For more information, see the help topic [Workbook-based Portlets](#).

Changes to SuiteQL Builtin.Hierarchy() Function

There are new limitations to consider when using Builtin.hierarchy in conjunction with the parent level parameters. BUILTIN.HIERARCHY(parent, 'LEVEL') can sometimes produce inconsistent results if the depth

of the parent field is directly connected to the base order. The level value will be taken from $n-1$ instead of n , where n represents the depth of the parent.

For more information, see the help topic SuiteQL Limitations and Exceptions.

Accessibility of Measure-Related Functions in Workbook Visualizations

When you work with workbook visualizations, you can now do the following:

- For chart and pivot table visualizations, you can set measure-based filters from the Layout Panel. Click the Field Menu icon next to a measure. For more information, see the help topic Measure-based Filters.
- For pivot table visualizations, you can access all measure-related options directly from the Pivot Table Viewer. Click the Field Menu icon on the measure grand total column.

SuiteApps (Bundles) Released by NetSuite

NetSuite 2023.1 includes the following enhancements to SuiteApps released by NetSuite:

- [Accounting SuiteApps](#)
- [Banking SuiteApps](#)
- [Inventory Management SuiteApps](#)
- [Localization SuiteApps](#)
- [Manufacturing SuiteApps](#)
- [Order Management SuiteApps](#)
- [Taxation SuiteApps](#)

Accounting SuiteApps

Following are the 2023.1 accounting enhancements to SuiteApps:

Expense Commitments and Budget Validation Enhancements

The Expense Commitments and Budget Validation SuiteApp version 1.1.0 includes the following updates:

- **Roll over budget** – You can now roll over unused budgets from the previous budget period to the current period.
To roll over unused budget when creating a new expense transaction, check the Roll Over Budget box under the **Primary Information** section on the record.
- **Support for different budget methods** – Currently, the only supported budget method in the SuiteApp is Monthly. From this version onward, the SuiteApp supports the following budget methods:
 - Quarterly
 - Yearly
 - Custom (you must enter the start date and end date manually.)

For more information, see the help topic [Expense Commitments and Budget Validation](#).

Indirect Cost Allocation for Grants SuiteApp Now Available

The Indirect Cost Allocation for Grants SuiteApp version 1.0.0 is now available for installation from the SuiteApp Marketplace as a public and managed SuiteApp.

The Indirect Cost Allocation for Grants SuiteApp has the following features:

- Enables organizations to enter a provisional or agreed rate for each grant.
- Provides the ability to identify which direct costs on the grant are allowable according to the grant agreement and specify any dollar limits.
- Automatically calculates the indirect costs and post them to the grant for each month.
- Displays the total costs incurred on the grant and the indirect costs at any given time.

For more information, see the help topic [Indirect Cost Allocation for Grants](#).

Banking SuiteApps

Following is the 2023.1 banking enhancement to SuiteApps:

Transaction Type Mapping to Payer/Payee Field in CAMT.053 Parser

The Bank Statement Parsers SuiteApp version 22.2.0 includes an update to the Payer/Payee mapping hierarchy and a new column on the Parser Configuration subtab.

The updated mapping hierarchy ensures that the system sources the correct payer or payee name from your bank statement file based on the transaction type. Prior to this version, the system's Payer/Payee mapping hierarchy does not recognize the transaction type when parsing a CAMT.053 statement file. This behavior then results in an incorrect payer or payee name.

The new column labeled **Transaction Type** is added on the Parser Configuration subtab of the format profile page. By default, each Payer/Payee NetSuite field mapping is assigned to either Debit or Credit transaction type based on the system's Payer/Payee hierarchy.

For more information, see help topic [Configuring CAMT.053 Parser](#).

Inventory Management SuiteApps

Following are the 2023.1 inventory management enhancements to SuiteApps:

- [SCM Mobile Enhancements](#)
- [Smart Count Enhancements](#)
- [Item 360 Dashboard](#)

SCM Mobile Enhancements

NetSuite 2023.1 includes the following SCM Mobile enhancements:

- [Ability to Add Custom Fields Through Configuration](#)

- [Custom Columns on Search Grids and Multiselect Tables](#)
- [Ability to Select Pages to Print](#)

Ability to Add Custom Fields Through Configuration

Previously, you can add custom fields through mobile customization only. Now you can add them to standard processes through mobile configuration. The fields that you set up must belong to the following page element types: Text Box, Dynamic Text, or Drop Down.

Custom Columns on Search Grids and Multiselect Tables

For custom mobile processes, mobile customization enables you to add columns to the following table elements: search grids and multiselect tables. On the mobile app, you can hide or show your additional columns for viewing. For more information, see the help topic [Adding Columns to Table Elements](#).

Ability to Select Pages to Print

When you print or reprint a document, you can now specify the page numbers or a page range. Note that this enhancement does not apply to ZPL printers for labels.

To set up, you must check the **Enable selective page printing** box on print report types for your documents. For more information, see the help topic [Configuring or Creating Print Report Types](#)

Smart Count Enhancements

Smart Count SuiteApp version 2.0.0 includes enhancements that enable you to:

- Perform real-time inventory count for lot numbered and serialized items.
- Provide comments when you approve, reject, or recount lot numbered and serialized items' count records. You can view comments on the task list of counters.
- View updates to bin transfer and location transfer records associated with an item on the item's count record.

The Smart Count SuiteApp is a paid SuiteApp. To get access to the SuiteApp, contact your NetSuite account manager.

For more information, see the help topic [Smart Count](#).

Item 360 Dashboard

The Item 360 Dashboard SuiteApp provides real-time and concise overview of an item's current status. The SuiteApp lets you view all current transactional data that is impacting the item along with related alerts that help you make informed decisions.

It drills down to item transaction details from the following focus pages:

- [Item Overview Page](#)
- [Inventory Page](#)
- [Purchasing Page](#)
- [Manufacturing Page](#)
- [Sales Page](#)

For more information, see the help topic Item 360 Dashboard.

Localization SuiteApps

Following are the 2023.1 localization enhancements to SuiteApps:

- [Brazil Localization](#)
- [Brazil Reports](#)
- [Country-Specific Address Forms Enhancements](#)
- [Country-Specific Reports Hierarchical View of Accounts](#)
- [LATAM File Builder](#)
- [Philippines Invoicing Printing Preferences and Templates Enhancements](#)
- [Portugal Invoice Certification Enhancements](#)
- [Portugal SAF-T Enhancements](#)
- [Singapore Localization Now Available in the SuiteApp Marketplace](#)
- [SuiteTax Latam Engine](#)
- [SuiteTax Latam Engine - Brazil Records](#)
- [SuiteTax Latam Engine - Colombia Records](#)

Brazil Localization

The Brazil Localization SuiteApp enables you to comply with accounting, invoicing, and financial requirements from Brazil.

The SuiteApp is generally available and can be installed from the NetSuite SuiteApp Marketplace. It is a shared and managed SuiteApp.

The Brazil Localization SuiteApp provides the following features and capabilities:

- **Localized records** – Set up subsidiaries, customers, vendors, items, taxes, and other records with information required by Brazilian authorities.
- **Electronic invoicing for Brazil** – Generate and send e-documents for certification to Brazilian tax authorities.

- **Localized transactions** – With transactions tailored for Brazilian business needs, you can cancel e-documents, submit corrections, send and receive deliveries, and return and import goods.
- **Electronic bank files** – Make and receive installment payments, charge fines and interests, generate and import electronic bank files, and generate bank slips.

For more information, see the help topic [Brazil Localization](#).

Brazil Reports

The Brazil Reports SuiteApp enables you to comply with Brazilian reporting requirements.

The SuiteApp is generally available and can be installed from the NetSuite SuiteApp Marketplace. It is a shared and managed SuiteApp.

The Brazil Reports SuiteApp enables you generate the reports you must send to the government. The SuiteApp also provides localized reports that you can leverage to monitor journal entries, balances, income, and transactions for Brazil.

With Brazil Reports, you can generate the following types of reports:

- Accounting reports
- Financial statements
- Fiscal books
- Tax assessment reports
- Statutory reports
- Auxiliary reports

For more information, see the help topic [Brazil Reports](#).

Country-Specific Address Forms Enhancements

The Country-Specific Address Forms version 1.05.0 provides custom address forms for the following additional countries:

- Austria
- Belgium
- Germany
- Japan
- Luxembourg
- Netherlands
- Singapore
- Switzerland

For more information, see the help topic [Country-Specific Address Forms](#).

Country-Specific Reports Hierarchical View of Accounts

In version 1.05.0, you can enable a hierarchical view of the accounts in your report. Instead of a list, the report displays the accounts included in a variable based on the parent-child hierarchy in your Chart of Accounts. Adding the macro for the hierarchical view to your report's HTML/XML template is required.

For more information, see the help topic [Country-Specific Reports](#).

LATAM File Builder

The LATAM File Builder SuiteApp enables you to build dynamic file layouts to generate and import electronic data files in NetSuite.

The SuiteApp is generally available and can be installed from the NetSuite SuiteApp Marketplace. It is a public and managed SuiteApp.

You can leverage the LATAM File Builder SuiteApp to comply with business and legal requirements, such as accounting reports and bank payment files.

For more information, see the help topic [LATAM File Builder](#).

Philippines Invoicing Printing Preferences and Templates Enhancements

The Southeast Asia Localization SuiteApp version 5.00.0 includes the following enhancements:

- [Support for Multiple Currencies](#)
- [Philippines Printing Preferences Update](#)
- [Print Address on Forms Preferences](#)
- [Bar Codes and Item Labels Feature](#)
- [Combined PDF and HTML Templates](#)

Support for Multiple Currencies

Support for multicurrency is now available for Philippines invoicing transactions. This feature lets you create transactions for foreign customers and vendors with whom you do business.

For more information, see the help topic [Enabling the Multiple Currencies Feature](#).

Philippines Printing Preferences Update

The following printing preferences are now supported for Philippines invoicing:

- Print Remittance Form With Invoices & Statements
- Print Transaction Forms Landscape
- Print Discount and Shipping Lines in Columns
- Use Location Address on Forms

To set your printing preferences, go to the [Printing & Fax Preferences](#) page (Setup > Company > Preferences > Printing & Fax).

For more information, see the help topics [Printing](#) and [Setting Printing and Fax Preferences](#).

Print Address on Forms Preferences

If you have the Location feature enabled in your NetSuite account, the **Print Address on Forms** field gets added to your location record. The new field lets you specify which logo and address appear in printed

Philippines documents. To specify the address and logo on your printed forms, go to Setup > Company > Classifications > Locations.

For more information, see the help topic [Specifying the Address on Printed Forms](#).

Bar Codes and Item Labels Feature

The Bar Coding and Item Labels feature is now available for Philippines invoicing. To enable this feature, go to Setup > Company > Setup Tasks > Enable Features.

For more information, see the help topic [Enabling the Bar Coding and Item Labels Feature](#).

Combined PDF and HTML Templates

The latest version of the Southeast Asia Localization SuiteApp merges the Philippines PDF and HTML invoicing templates. You can now use the following combined templates on your transactions:

- Philippines Billing Statement PDF/HTML Template
- Philippines Collection Receipt PDF/HTML Template
- Philippines Credit Memo PDF/HTML Template
- Philippines Official Receipt PDF/HTML Template
- Philippines Sales Invoice PDF/HTML Template

For more information about how to switch to using the combined templates, refer to the help topic [Setting Custom Forms to Use Advanced Templates](#).

Portugal Invoice Certification Enhancements

Portugal Invoice Certification SuiteApp version 1.10.0 includes the following enhancement:

- **Inclusion of a Unique Document Code ATCUD in Portugal Tax Documents**

The ATCUD code in your Portugal documents results from the concatenation of your document series' validation code and the transaction's sequential number within that series. The validation code is assigned to your document series by the Portugal Tax and Customs Authority. Effective from January 1, 2023, the inclusion of the ATCUD code in Portugal tax documents is required.

For more information, see the help topic [Portugal Invoice Certification](#).

Portugal SAF-T Enhancements

Portugal SAF-T SuiteApp version 1.07.0 includes the following enhancement:

- **Addition of ATCUD Information to Portugal SAF-T for Billing and SAF-T for Shipping in XML Version 1.04_1**

In this version, the Portugal SAF-T for Billing and SAF-T for Shipping in XML Version 1.04_1 include information about a unique document code ATCUD.

Portugal SAF-T SuiteApp version 1.09.0 includes the following enhancements:

- **Support of Updated Values for Tax Exemption Reasons in Portugal Tax Codes**

If your account uses tax codes with M03 or M08 selected as tax exemption reasons, this version removes these from your tax codes. You need to edit your tax codes and reselect the updated values for the M03 and M08 tax exemption reasons.

- **Correct Display of Unit Price Value in Portugal SAF-T for Billing Report**

In this version, all unit price values included in the Portugal SAF-T for Billing report are displayed as absolute values.

- **Correct Display of Currency Codes and Amounts in Portugal SAF-T Reports for Accounts Without Multi-Book Accounting**

In this version, all currency codes and amounts in Portugal SAF-T reports are displayed correctly, and reflect the amounts and currency types present in NetSuite.

For more information, see the help topic [Portugal SAF-T](#).

Singapore Localization Now Available in the SuiteApp Marketplace

Singapore Localization version 1.0.0 is now available in the SuiteApp Marketplace. The SuiteApp provides customized transaction fields, records, report templates, and tax codes specific to Singapore.

Singapore Localization includes the following features for accounts with SuiteTax:

- [IRAS Audit File Generation](#)
- [GST F5 Report Generation](#)
- [Automatic Provisioning of Singapore Tax Codes](#)

IRAS Audit File Generation

The IRAS Audit File (IAF) is a data file containing standardized accounting information required for audit purposes. Singapore Localization enables you to generate the IAF from the Country Tax Reports page in a text file format (.txt) for Singapore companies and subsidiaries. To generate the file, the Singapore Localization SuiteApp adds the following custom fields upon installation:

- UEN
- Import Permit Number
- Document Date

These fields appear on your Singapore company or subsidiary, vendor, customer, sale, and purchase transaction records.

For more information about generating reports using the Country Tax Reports page, see the help topic [Generating Localized Country Tax Reports](#).

GST F5 Report Generation

The SuiteApp enables you to view, generate, and configure the GST F5 Return for Singapore. The GST F5 form contains boxes for reporting low value goods and imported non-digital services.

For more information, see the help topic [GST F5 Return](#) in the Help Center starting January 17, 2023.

Automatic Provisioning of Singapore Tax Codes

Upon installation, the Singapore Localization SuiteApp automatically provisions tax codes for Singapore. To see the list of available tax codes, see the help topic [Singapore Localization Tax Codes](#) in the Help Center starting January 17, 2023.



Important: The SuiteApp does not overwrite your current tax codes. The system only adds tax codes that do not have the same name in your account.

More information about Singapore Localization and its features will be available in the Help Center starting January 17, 2023.

SuiteTax Latam Engine

The SuiteTax Latam Engine SuiteApp enables you to comply with Latin American tax determination requirements.

The SuiteApp is generally available and can be installed from the NetSuite SuiteApp Marketplace. It is a public and managed SuiteApp.

The SuiteTax Latam Engine SuiteApp provides the following features and capabilities:

- **Predefined Tax Engine plug-in implementation** – Use this plug-in implementation to enable tax determination features provided by the SuiteApp. For more information, see the help topic Enabling the SuiteTax Latam Engine Plug-In.
- **Tax determination records** – Set up tax determination for specific business scenarios with different rules and settings. For more information, see the help topic SuiteTax Latam Engine Setup.
- **Custom plug-in type** – Use the SuiteTax Latam Engine plug-in type to create plug-in implementations to calculate one or several taxes.
- **General tax plug-in** – Use the general tax plug-in to calculate taxes that only require the multiplication of the net amount by the tax rate. For more information, see the help topic General Tax Plug-in Overview.

For more information, see the help topic SuiteTax Latam Engine.

SuiteTax Latam Engine - Brazil Records

The SuiteTax Latam Engine - Brazil Records SuiteApp enables you to determine and calculate taxes for Brazil.

The SuiteApp is generally available and can be installed from the NetSuite SuiteApp Marketplace. It is a shared and managed SuiteApp.

The SuiteTax Latam Engine - Brazil Records SuiteApp provides predefined plug-ins and records required to calculate the following taxes:

- Services
 - Contribuição de Intervenção no Domínio Econômico (CIDE)
 - Contribuição para o Funcionamento da Seguridade Social (COFINS)
 - Contribuições Sociais Retidas na Fonte (CSRF)
 - Instituto Nacional do Seguro Social (INSS)
 - Imposto de Renda Retido na Fonte (IRRF)
 - Imposto Sobre Serviços de Qualquer Natureza (ISS or ISSQN)
 - Programa de Integração Social (PIS)
- Goods
 - Contribuição para o Funcionamento da Seguridade Social (COFINS)

- Fundo de Combate à Pobreza (FCP)
- Imposto sobre a Circulação de Mercadorias e Serviços (ICMS)
- Imposto sobre Produtos Industrializados (IPI)
- Programa de Integração Social (PIS)

For more information, see the help topic [SuiteTax Latam Engine - Brazil Records](#).

SuiteTax Latam Engine - Colombia Records

The SuiteTax Latam Engine - Colombia Records SuiteApp enables you to determine and calculate taxes for Colombia.

The SuiteApp is generally available and can be installed from the NetSuite SuiteApp Marketplace. It is a shared and managed SuiteApp.

The SuiteTax Latam Engine - Colombia Records SuiteApp provides predefined plug-ins and records required to calculate the following taxes:

- Impuesto al valor agregado (IVA)
- Retención en la fuente (RETEFUENTE)
- Retención de industria y comercio (RETEICA)
- Retención en la fuente por IVA (RETEIVA)

For more information, see the help topic [SuiteTax Latam Engine - Colombia Records](#).

Manufacturing SuiteApps

Following are the 2023.1 manufacturing enhancements to SuiteApps:

Manufacturing Mobile Stand Alone Assembly Build Reporting

The NetSuite Manufacturing Mobile SuiteApp enables you use mobile scanners to report manufacturing shop floor data when an assembly is built without a work order reference. This mobile solution supplements the current reporting work order capabilities which are available to all customers who have purchased the Assembly Items feature in NetSuite.

Order Management SuiteApps

Following are the 2023.1 order management enhancements to SuiteApps:

- [Electronic Bank Payments Enhancements](#)
- [Electronic Invoicing Enhancements](#)
- [NetSuite Ship Central Now Available](#)

Electronic Bank Payments Enhancements

NetSuite 2023.1 includes the following enhancements for Electronic Bank Payments SuiteApp.

- [Process Payments for Customers from Primary or Secondary Banks](#)

- [Processing Payment Scripts Using SuiteScript 2.0](#)
- [Tracking the Log Status of Entity Banks](#)

Process Payments for Customers from Primary or Secondary Banks

You can now process payments for customers from primary or secondary banks using the **Entity Bank** list. The **Entity Bank** list is available on the EFT subtab for invoice and credit memo transactions.

Processing Payment Scripts Using SuiteScript 2.0

Starting 2023.1, the following payment scripts are processed using SuiteScript 2.0. Also, old scripts are replaced with new scripts:

SuiteScript 1.0 (Old Scripts)	SuiteScript 2.0 (New Scripts)
customscript_2663_payment_file_mgmt_ue	customscript_15767_payment_file_mgmt_cs
customscript_2663_payment_file_mgmt_cs	customscript_15767_payment_file_mgmt_cs
customscript_2663_file_format_ue	customscript_15486_file_format_ue
customscript_2663_file_format_cs	customscript_15486_file_format_cs
customscript_2663_batch_selection_main_s	customscript_15767_batch_selection_su
customscript_2663_payment_pp_selection_s	customscript_15767_positive_pay_su
customscript_2663_batch_selection_ap_s	customscript_15767_batch_selection_ap_su
customscript_2663_cust_ref_selection_s	customscript_15767_ep_customer_refund_su
customscript_2663_payment_ar_selection_s	customscript_15767_ep_direct_debit_su
customscript_2663_payment_selection_s	customscript_15767_eft_paymt_selection_s
customscript_15529_global_eft_selection	customscript_15767_ge_eft_selection_su
Payment Batch Processing Portlet	EP Payment Batch Processing Portlet SS2
customscript_2663_jumplet_s	customscript_15767_pfa_jumplet_su
customscript_2663_exchangerates_loader_s	customscript_15767_exchangrate_loader_su
customscript_2663_batch_rejection_notify	customscript_15767_batch_rejection_wf
customscript_2663_batch_approval_notify	customscript_15767_batch_approval_wf

Tracking the Log Status of Entity Banks

Starting 2023.1, you can track the status of a deleted, removed or reassigned entity bank. You can track the entity bank status by using the **Bank Details Logs** column in the **Bank Details** subtab.

Electronic Invoicing Enhancements

Electronic Invoicing SuiteApp includes enhancements for version 9.02.0.

Electronic Invoicing SuiteApp Version 9.02.0

Electronic Invoicing SuiteApp version 9.02.0 includes the following enhancements:

- [Generate PDFs for Invoice and Credit Memo with Advanced PDF/HTML Templates](#)
- [PEPPOL Template Support for Australia and New Zealand](#)
- [SOAP And REST Web services Context](#)

Generate PDFs for Invoice and Credit Memo with Advanced PDF/HTML Templates

The Electronic Invoicing SuiteApp version 9.02.0 enables you to select Advanced PDF/HTML Template at the subsidiary level for invoice and credit memo transaction types. This template will be used to generate a PDF version of the invoice or credit memo in the e-document generation process.

This newly added support also helps you add a QR code in the PDF file using the appropriate Custom Data Source plug-in. This plug-in is responsible for QR code generation in the e-document template. For more information, refer to the [Creating E-Document Templates](#) help topic link.


PEPPOL Template Support for Australia and New Zealand

As of 9.02.0, Electronic Invoicing SuiteApp supports PEPPOL Generic templates for invoice, credit memo (Outbound), and vendor bill (Inbound), which are prepared for Australia and New Zealand. These templates are supported with Custom Data Source plug-in implementations to populate all the required values. The template contents and the Custom Data Source plug-in implementations together can be used to set up e-document template records. This can then be used for Outbound E-Document generation and Inbound E-Document conversion. For more information, refer to [ANZ PEPPOL Template](#).

SOAP And REST Web services Context

For vendor and customer records, SOAP And REST Web services Context skips the validation of email recipients and email sender. This includes REST Web services context for customer, vendor, and transaction scripts.

NetSuite Ship Central Now Available

 **Important:** Use of this feature requires that you install two SuiteApps in the following order: (1) SCM Mobile (2) NetSuite Ship Central.

NetSuite Ship Central is now available in accounts that use Warehouse Management or Advanced Inventory Management. On your kiosk or tablet device, Ship Central provides packing and shipping capabilities that enable you to do the following:

- Identify picked items across multiple orders for a customer and pack them at the same time. Ship Central supports item packing in cartons and transferring packed cartons onto pallets.
- Gain visibility into which items are packed across multiple cartons or pallets and shipped.
- Ship through carriers that you integrate from ShipEngine.
- Choose from a variety of shipping modes offered by a carrier: single or multi-package and domestic shipping.

International shipping and LTL are currently not supported.

- Access real-time rates and rerate a shipment.
- Print or reprint customizable labels, packing lists, and shipping documents through your device.
Use printers that you set up in PrintNode, a third-party provider of hosted printing services.
- Void a shipping label.

Taxation SuiteApps

Following are the 2023.1 taxation enhancements to SuiteApps:

- Legacy Tax SuiteApps
 - International Tax Reports Enhancements
 - Germany Annual VAT Return Form and XML 2022 Update
 - Generic Intrastat Dispatch Report Update 2022
 - Finland Intrastat Dispatch Report Update 2022
 - Singapore 2023 and 2024 Tax Code Provisioning
 - Indonesia Tax Code Provisioning Update for 2022
 - International Tax Reports Issue Fixes
 - International Tax Reports 3.124.0 Issue Fixes

Legacy Tax SuiteApps



Important: The legacy tax enhancements in this section are applicable only to NetSuite accounts without the SuiteTax feature.

International Tax Reports Enhancements

The International Tax Reports SuiteApp includes the following enhancements in 2023.1:

- [Germany Annual VAT Return Form and XML 2022 Update](#)
- [Generic Intrastat Dispatch Report Update 2022](#)
- [Finland Intrastat Dispatch Report Update 2022](#)
- [Singapore 2023 and 2024 Tax Code Provisioning](#)
- [Indonesia Tax Code Provisioning Update for 2022](#)

Germany Annual VAT Return Form and XML 2022 Update

International Tax Reports version 3.124.0 includes updates to the Germany Annual VAT Return form and XML to comply with the German tax administration for 2022.

For more information, see help topic [What goes into each box – Germany Annual VAT Declaration](#).

Generic Intrastat Dispatch Report Update 2022

The Country of Origin, Mode of Transport, Statistical Value, Partner ID, and Reference Number columns are added to the Intrastat declaration for Dispatches form of the following countries:

- Ireland
- Sweden
- Luxembourg
- Spain
- Portugal
- Poland
- Czech Republic
- Romania
- Hungary
- Bulgaria
- Cyprus
- Malta
- Greece
- Lithuania
- Slovak Republic
- Estonia
- Latvia
- Slovenia
- Croatia

For more information, see help topic [Intrastat Report Dispatches and Arrivals Forms](#).

International Tax Reports version 3.124.0 also includes the following new values to the Country of Origin dropdown list in transaction forms:

- Unspecified countries and territories
- Unspecified countries and territories (Intra-EU trade)
- Unspecified countries and territories (Extra-EU trade)

When selected, these values display as codes QU, QV, and QW on the Intrastat Dispatch report.

For more information, see help topic [Country of Origin](#).

Finland Intrastat Dispatch Report Update 2022

The Intrastat declaration for Dispatches for Finland contains the following updates for field labels:

Old Label	New Label	Description
Customer VAT No.	Trading Partner	The column now sources the value from the Partner ID fields in transaction records under the Item and Tax Reporting subtabs. For more information, see the help topic Partner ID .
Member State	Country of Destination	No change in current behavior.
Country of Origin (Import)	Country of Origin	The column now sources the value from the Country of Origin field in transactions records under the Item and Tax Reporting subtabs. When both fields are left blank, the Intrastat Dispatch Report for Finland displays the value FI in the Country of Origin column.

Old Label	New Label	Description
		For more information, see the help topic Country of Origin.

For more information, see help topic Intrastat Report for Finland.

Singapore 2023 and 2024 Tax Code Provisioning

Starting **January 1, 2023**, Singapore tax rates will have a phased increase from the current 7% to 8% and 9% the following year. The GST in Singapore will also be extended to low value goods and business-to-consumer imported non-digital services.

To support these new tax regulations, the International Tax Reports version 3.124.0 automatically provisions the following 8% and 9% rate tax codes to newly created Singapore subsidiaries and nexuses:

Tax Codes with 8% rate effective on Jan. 1, 2023	Tax Codes with 9% rate effective on Jan. 1, 2024
■ SR8-SG	■ SR9-SG
■ DS8-SG	■ DS9-SG
■ TX8-SG	■ TX9-SG
■ IM8-SG	■ IM9-SG
■ TX8-E33-SG	■ TX9-E33-SG
■ TX8-N33-SG	■ TX9-N33-SG
■ TX8-RE-SG	■ TX9-RE-SG
■ BL8-SG	■ BL9-SG
■ SRCA8-S-SG	■ SRCA9-S-SG
■ TX8CA-SG	■ TX9CA-SG
■ SRR8-SG	■ SRR9-SG
■ SRCA8-C-SG	■ SRCA9-C-SG
■ SROVR8-RS-SG	■ SROVR9-RS-SG
■ SROVR8-LVG-SG	■ SROVR9-LVG-SG
■ SRLVG8-SG	■ SRLVG9-SG

For accounts with existing Singapore subsidiary or nexus, you can run the Tax Code Provisioning script to get the new tax codes. For more information, see [Singapore GST Phased Rate Increase to Start on January 2023](#), SuiteAnswers ID: 1012062.

For more information, see help topic Singapore Tax Codes.

Indonesia Tax Code Provisioning Update for 2022

In compliance with the Harmonization of Tax Regulations (HPP Law), the International Tax Reports version 3.214.0 supports the increase in the VAT rate from the current 10% to 11%. The automatically provisioned tax codes to newly created Indonesia subsidiaries or nexuses are updated to have the 11% tax rate. If you already have an existing Indonesia subsidiary or nexus, you may run the Tax Code Provisioning script to get the updated tax rate. For more information, see the [Automatic Tax Code Provisioning Workaround](#).

For more information about the enhancements for Indonesia, see help topic Indonesia Tax Codes.

International Tax Reports Issue Fixes

The International Tax Reports SuiteApp includes the following issue fixes in 2022.2:

- [International Tax Reports 3.124.0 Issue Fixes](#)

International Tax Reports 3.124.0 Issue Fixes

International Tax Reports SuiteApp version 3.124.0 includes the following fixes:

- **Germany VAT Report** – The Germany VAT report now recognizes comma (,) as a decimal (.) symbol.
- **VAT/GST Tax Reports Optimization** – VAT/GST reports are optimized to prevent displaying a blank page when using a specific period range.
- **Portugal VAT Report** – Box 40 and 41 no longer shows negative (-) amount for the summary box. For more information, see the help topic What goes into each box – Portugal VAT report.
- **Belgium VAT Report** – Box 59 now reports credit transactions for the tax codes that report notional tax.
- **Indonesia Tax Report** – The tax report template is updated to trigger the recalculation for II D when the values of dependent boxes are changed.
- **France Dispatches and Arrivals Intrastat Reports** – The France Intrastat report now filters out domestic transactions.
- **Germany Intrastat Report** – The following issue fixes are added to the Germany Intrastat report:
 - Domestic transactions are now filtered out in both Intrastat Sales and Purchase reports.
 - The Statistical Value's sum computation is updated to correct the calculation when there are 2 lines of the same value.
 - UK transactions coming from Great Britain (XU) are now filtered out in the Intrastat Sales Report for version 2022 onwards.

SuiteApp Distribution

SuiteApp distribution includes SuiteBundler, SuiteApp Marketplace, and SuiteApp Control Center capabilities that you can use to distribute customizations to accounts.

NetSuite 2023.1 includes the following changes:

- [Bundle Support During Release Phasing](#)
- [Increased Performance for Managed Bundle Upgrades](#)

Bundle Support During Release Phasing

Bundle support during phasing of 2023.1 is consistent with the support provided during previous releases. During phasing of 2023.1, some accounts continue to use 2022.2 at the same time that other accounts are upgraded to 2023.1. Therefore, you may be using a different version than some of the accounts where your bundles are installed.

Review the following descriptions for a reminder of how bundles from different versions are handled during release phasing:

- Bundles developed with 2022.2 can be installed in accounts that are already using 2023.1.
- Bundles developed with 2023.1 can be installed in accounts that are still using 2022.2, but with the following limitations:
 - When a user in a 2022.2 account installs a bundle from a 2023.1 account, the bundle installation stops if there are object types in the bundle that are not supported in 2022.2.

- A bundle with a script that uses a new API available only in 2023.1 can be installed into a 2022.2 account, but the script may not function correctly because 2022.2 does not support the API.

Increased Performance for Managed Bundle Upgrades

The performance of managed bundle upgrade has been increased. The processing time for managed bundle upgrade operations has been significantly reduced. This enhancement is available for all partners and customers.

SuiteBuilder – Customization

NetSuite 2023.1 includes the following enhancements to SuiteBuilder features:

Updated CKEditor for Advanced PDF/HTML Templates

Advanced PDF/HTML templates now use an updated CKEditor. For more information, see [CKEditor 5 Enhancement](#).

SuiteCloud SDK

SuiteCloud Software Development Kit (SuiteCloud SDK) is a set of tools you can use to develop SuiteCloud projects. These tools are the SuiteCloud IDE plug-ins and command-line interfaces.

SuiteCloud SDK for 2023.1 includes the following features and updates:

- [2023.1 SuiteCloud Extension for Visual Studio Code Is Not Yet Available](#)
- [2023.1 SuiteCloud CLI for Node.js Is Not Yet Available](#)
- [2023.1 SuiteCloud IDE Plug-in for WebStorm Is Not Yet Available](#)
- [2023.1 SuiteCloud CLI for Java Is Not Yet Available](#)

2023.1 SuiteCloud Extension for Visual Studio Code Is Not Yet Available

The 2023.1 SuiteCloud Extension for Visual Studio Code is targeted for release in February 2023.

SuiteCloud Extension for Visual Studio Code provides a UI for NetSuite platform development using SuiteCloud Development Framework (SDF). You can install the SuiteCloud Extension for Visual Studio Code, develop SuiteCloud projects, and deploy them to your account. For more information, see the help topic [SuiteCloud Extension for Visual Studio Code Overview](#).

SuiteCloud Extension for Visual Studio Code is an open-source project published in GitHub. To view its code and get the latest changes, see [SuiteCloud Extension for Visual Studio Code GitHub Repository](#).

2023.1 SuiteCloud CLI for Node.js Is Not Yet Available

The 2023.1 SuiteCloud CLI for Node.js is targeted for release in February 2023.

SuiteCloud CLI for Node.js is a tool that you can use with your own integrated development environment (IDE) or source-code editor to develop SuiteCloud projects. This CLI is optimized for the end-user experience. It is interactive and guides you through all the steps of the communication between your local project and your NetSuite account. For more information, see the help topic [SuiteCloud CLI for Node.js Guide](#).

SuiteCloud CLI for Node.js is an open-source project published in GitHub. To view its code and get the latest changes, see [SuiteCloud CLI for Node.js GitHub Repository](#).

2023.1 SuiteCloud IDE Plug-in for WebStorm Is Not Yet Available

The 2023.1 SuiteCloud IDE plug-in for WebStorm is targeted for release in February 2023.

SuiteCloud IDE plug-in for WebStorm is an integrated development environment (IDE) that is packaged for NetSuite platform development. It provides a UI for SuiteCloud Development Framework (SDF). You can download SuiteCloud IDE plug-in for WebStorm as a plug-in installation, develop SuiteCloud projects, and deploy them to your account. For more information, see the help topic [SuiteCloud IDE Plug-in for WebStorm Overview](#).

2023.1 SuiteCloud CLI for Java Is Not Yet Available

The 2023.1 SuiteCloud CLI for Java is targeted for release in February 2023.

SuiteCloud CLI for Java is the SDF command-line interface. You can use the CLI for Java with your own integrated development environment (IDE) source code editor to create SuiteCloud projects. You can also create batch and shell scripts that use CLI commands to automate your project validation and deployment processes. When used with your own IDE, CLI for Java acts as an alternative to SuiteCloud IDE. For more information, see the help topic [SuiteCloud CLI for Java Guide](#).

SuiteScript

Refer to the following sections for details on SuiteScript updates for NetSuite 2023.1:

2023.1 SuiteScript Records Browser

The 2023.1 SuiteScript Records Browser is not yet available.

SuiteTalk Web Services Integration

NetSuite 2023.1 includes the following enhancements to web services features:

- [Fully Supported Record Types for REST Web Services in 2023.1](#)
- [SOAP Web Services Version 2023.1](#)
- [Araxis Merge Diff File for the 2023.1 Endpoint](#)
- [2023.1 SOAP Schema Browser](#)

Fully Supported Record Types for REST Web Services in 2023.1

The following table lists the record types that are fully supported as of 2023.1.

Record Type	Notes
Customer Payment	
Deposit	
Description Item	
Fulfilment Request	
Item Group	
Non-inventory Purchase Item	
Non-inventory Resale Item	
Vendor Return Authorization	The record ID for a vendor return authorization REST record is vendorReturnAuthorization . To use the vendor return authorization REST record, you must have the Vendor Return Authorization feature enabled.

For a list of every supported record, see the help topic [REST Web Services Supported Records](#).

Except for fully supported records, all records listed in the REST API Browser are available as beta records in REST web services if the REST Record Service (Beta) feature is enabled. For more information about working with the browser, see the help topic [The REST API Browser](#).

SOAP Web Services Version 2023.1

SOAP web services version 2023.1 is not yet available.

For information about the supported generally available versions, see the help topic [Support for Existing WSDL Versions](#).

Araxis Merge Diff File for the 2023.1 Endpoint

The Araxis Merge diff file highlights the schema changes between the 2022.2 and 2023.1 endpoints. The Araxis Merge diff file is not yet available, but this section provides details about the types of information it will include.

- [About the Araxis Merge Diff File](#)
- [Using the Araxis Merge Diff File](#)

About the Araxis Merge Diff File

NetSuite publishes an Araxis Merge diff file for every new endpoint. Depending on the scope of the release, changes described in the Araxis Merge diff file may include:

- New record types

- Elements (fields) that have been added, removed, or changed
- New sublists (lists)
- New joins
- New search filters and search return columns
- New platform operations

Using the Araxis Merge Diff File



Important: The screenshots in this section are for illustrative purposes only. They do not reflect changes related to any specific endpoint.

The Araxis Merge diff file is generated using Araxis Merge. When you click the Araxis Merge diff file link (when it is available), a page appears that offers an overview of all schema changes.

The following screenshot shows how this summary page looks. In this example, the highlighted rows indicate that an XSD has been modified. The integers at the center indicate the number of changed lines in the file. To see the exact differences, click the report link in the column on the right or click the name of the file in either column.

activities.scheduling.xsd	3	activities.scheduling.xsd	Report 1
activities.schedulingTypes.xsd	1	activities.schedulingTypes.xsd	Report 2
documents.fileCabinet.xsd	0	documents.fileCabinet.xsd	Report 3
documents.fileCabinetTypes.xsd	2	documents.fileCabinetTypes.xsd	Report 4
general.communication.xsd	3	general.communication.xsd	Report 5
general.communicationTypes.xsd	0	general.communicationTypes.xsd	Report 6
lists.accounting.xsd	32	lists.accounting.xsd	Report 7
lists.accountingTypes.xsd	5	lists.accountingTypes.xsd	Report 8
lists.employees.xsd	0	lists.employees.xsd	Report 9
lists.employeeTypes.xsd	0	lists.employeeTypes.xsd	Report 10
lists.marketing.xsd	0	lists.marketing.xsd	Report 11
lists.marketingTypes.xsd	0	lists.marketingTypes.xsd	Report 12
lists.relationships.xsd	10	lists.relationships.xsd	Report 13
lists.relationshipTypes.xsd	1	lists.relationshipTypes.xsd	Report 14
lists.supplyChain.xsd	0	lists.supplyChain.xsd	Report 15
lists.supplyChainTypes.xsd	0	lists.supplyChainTypes.xsd	Report 16
lists.support.xsd	2	lists.support.xsd	Report 17
lists.supportTypes.xsd	0	lists.supportTypes.xsd	Report 18

When you click any of these links, the Araxis Merge diff file shows a page with two columns. The previous version of the file is displayed on the left and the new version is displayed on the right. Changed elements are highlighted.

For example, the following screenshot shows an excerpt from the report on platform.commonTypes.xsd. Notice the addition of two values to the PermissionCode enumeration: `_accessPaymentAuditLog` and `_advancedPDFHTMLTemplates`.

500 <!-- PermissionCode/start -->	500 <!-- PermissionCode/start -->
501 <simpleType name="PermissionCode">	501 <simpleType name="PermissionCode">
502 <restriction base="xsd:string">	502 <restriction base="xsd:string">
503 <enumeration value="_accountDetail"/>	503 <enumeration value="_accessPaymentAuditLog"/>
504 <enumeration value="_accountingBook"/>	504 <enumeration value="_accountDetail"/>
505 <enumeration value="_accountingLists"/>	505 <enumeration value="_accountingBook"/>
506 <enumeration value="_accounts"/>	506 <enumeration value="_accountingLists"/>
507 <enumeration value="_accountsPayable"/>	507 <enumeration value="_accounts"/>
508 <enumeration value="_accountsPayableGraphing"/>	508 <enumeration value="_accountsPayable"/>
509 <enumeration value="_accountsPayableRegister"/>	509 <enumeration value="_accountsPayableGraphing"/>
510 <enumeration value="_accountsReceivable"/>	510 <enumeration value="_accountsPayableRegister"/>
511 <enumeration value="_accountsReceivableGraphing"/>	511 <enumeration value="_accountsReceivable"/>
512 <enumeration value="_accountsReceivableRegister"/>	512 <enumeration value="_accountsReceivableGraphing"/>
513 <enumeration value="_accountsReceivableUnbilled"/>	513 <enumeration value="_accountsReceivableRegister"/>
514 <enumeration value="_adjustInventory"/>	514 <enumeration value="_accountsReceivableUnbilled"/>
515 <enumeration value="_adjustInventoryWorksheet"/>	515 <enumeration value="_adjustInventory"/>
516 <enumeration value="_admindocs"/>	516 <enumeration value="_adjustInventoryWorksheet"/>
517 <enumeration value="_adpImportData"/>	517 <enumeration value="_admindocs"/>
518 <enumeration value="_adpSetup"/>	518 <enumeration value="_adpImportData"/>
519 <enumeration value="_advancedAnalytics"/>	519 <enumeration value="_adpSetup"/>
520 <enumeration value="_allocationSchedules"/>	520 <enumeration value="_advancedAnalytics"/>
521 <enumeration value="_allowNonGLChanges"/>	521 <enumeration value="_advancedPDFHTMLTemplates"/>
	522 <enumeration value="_allocationSchedules"/>
	523 <enumeration value="_allowNonGLChanges"/>

The Araxis Merge diff file also shows changes to data types. The following screenshot is a snapshot of transactions.sales.xsd. Notice that the chargeType element changed from an enumeration to a RecordRef.

```

1054 <element name="vsocDelivered" type="xsd:boolean" minOccurs="0"/>
1055 <element name="chargeType" type="platformCommonType:ChargeRuleType" minOccurs="0"/>
1056 <element name="chargeList" type="platformCore:RecordRefList" minOccurs="0"/>
1057 <element name="customFieldList" type="platformCore:CustomFieldList" minOccurs="0"/>
1065 <element name="vsocDelivered" type="xsd:boolean" minOccurs="0"/>
1066 <element name="chargeType" type="platformCore:RecordRef" minOccurs="0"/>
1067 <element name="chargeList" type="platformCore:RecordRefList" minOccurs="0"/>
1068 <element name="customFieldList" type="platformCore:CustomFieldList" minOccurs="0"/>

```

2023.1 SOAP Schema Browser

The 2023.1 SOAP Schema Browser is not yet available.

Taxation

NetSuite 2023.1 includes the following enhancements to taxation features:

- SuiteTax
 - Nexus-Level Tax Exemption
 - Brazil Reports
 - LATAM File Builder
 - SuiteTax Latam Engine
 - SuiteTax Latam Engine - Brazil Records
 - SuiteTax Latam Engine - Colombia Records
- Legacy Tax
 - International Tax Reports Enhancements
 - Germany Annual VAT Return Form and XML 2022 Update
 - Generic Intrastat Dispatch Report Update 2022
 - Finland Intrastat Dispatch Report Update 2022
 - Singapore 2023 and 2024 Tax Code Provisioning
 - Indonesia Tax Code Provisioning Update for 2022
 - International Tax Reports Issue Fixes
 - International Tax Reports 3.124.0 Issue Fixes
 - Portugal Invoice Certification Enhancements
 - Portugal SAF-T Enhancements

Nexus-Level Tax Exemption

In NetSuite 2023.1, you can disable tax calculations for nexuses where you are not required to calculate or record taxes in SuiteTax. NetSuite administrators, implementation consultants, and partners can assign a nexus to a subsidiary and classify it as being tax-exempt.

This feature enables you to skip tax engine selection and the related configuration when your business is not required to report taxes. It also disables tax calculation on transactions for those nexuses.

A nexus' tax-exempt status appears in the Tax Registrations subtab in Subsidiary records.

For more information about nexus-level tax exemptions, see the help topics [Enabling the SuiteTax Feature](#), [Selecting a Tax Engine for Tax Registrations on Migrated Subsidiary Records](#), and [Assigning Tax Registrations to a Subsidiary in SuiteTax](#).

User Interface

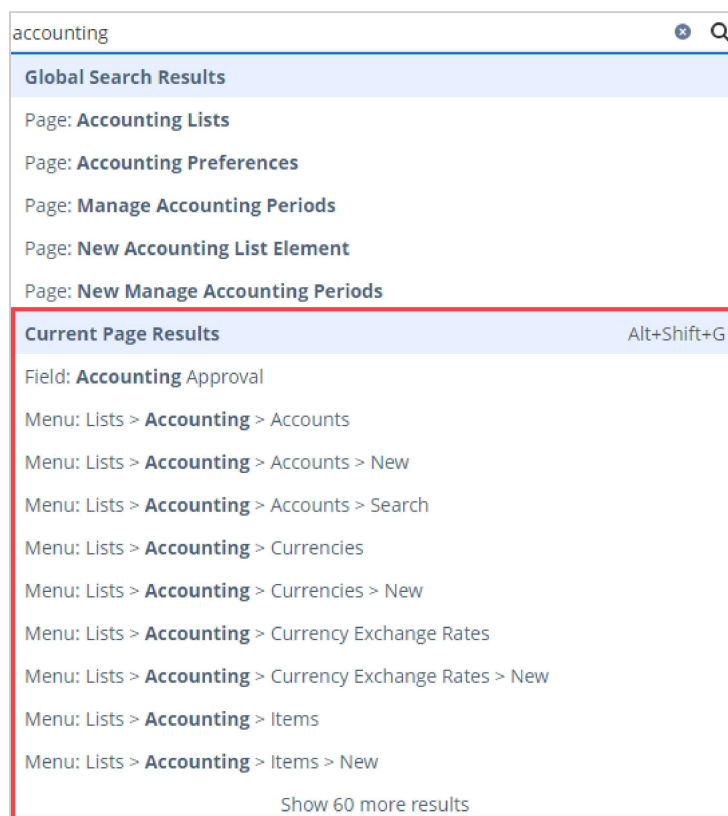
NetSuite 2023.1 includes the following enhancement to the NetSuite User Interface:

- [Global Search Enhancements](#)
- [CKEditor Library Update](#)
- [New Preference to Display Inline Editor Sublist Tooltip](#)

Global Search Enhancements

The Menu Search feature in global search includes search results from the Navigation Menu. The feature now has the following enhancements:

- Search results from the Menu Search feature appear in a Current Page Results section.
- Searches using the Menu Search feature include all fields, tabs, and subtabs on the current NetSuite form.
- To view Current Page Results without using the global search, press Alt+Shift+G.
- To view the complete list of results, click **Show [N] more results**.



For more information, see the help topic [Menu Search](#).

CKEditor Library Update

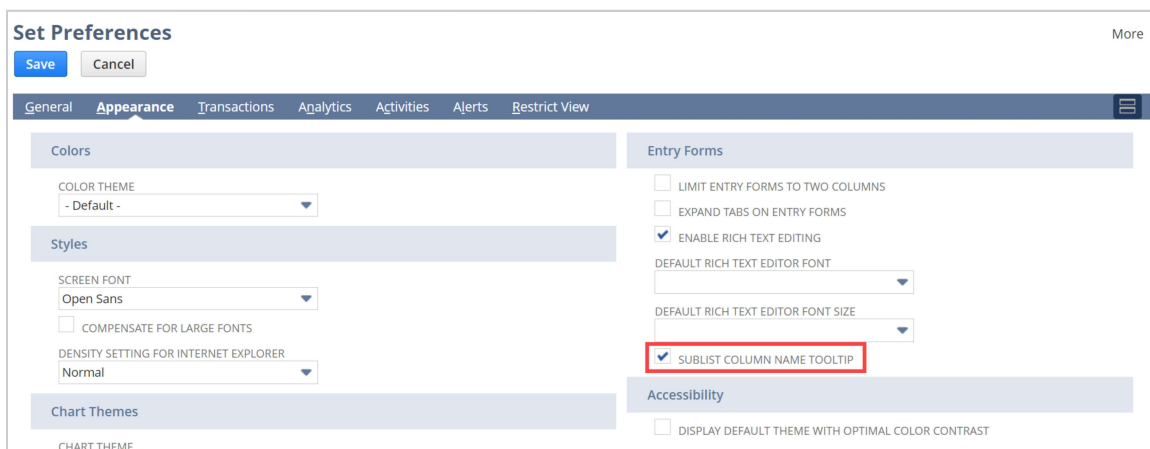
The CKEditor library used in NetSuite has been updated to version 5. CKEditor is a third-party library used for rich text editing in NetSuite (for example, in advanced PDF/HTML templates).



When using CKEditor, follow the guidelines described on the [CKEditor website](#).

New Preference to Display Inline Editor Sublist Tooltip

When editing an inline sublist, tooltips with the column name appear when you point to a cell. You can now enable or disable these tooltips by checking or clearing the **Sublist Column Name Tooltip** box which is located on the Appearance subtab at Home > Set Preferences.



For more information, see the help topic [Using Inline Editing](#)